


MULTIPLE MAILBOXES




















STANDARD SERIES

aspex

aspex-uk.co.uk

STANDARD SERIES


This is the most common application, where the mailboxes are positioned either freestanding, wall mounted or recessed within a wall. The standard mailboxes are for both external and internal use. All mailboxes will take standard A4 sized mail, and they all comply to British Standards and Secured By Design Homes 2019 requirements.

2010 Width : 375mm	2020 Width : 270mm	2030 Width : 300mm	2040 Width : see below	2070 Width : 370mm
				
<p>2010-1 H. 110 D. 270 Aperture 325 x 35</p>	<p>2020-1 H. 110 D. 385 Aperture 235 x 30</p>	<p>2030-1 H. 110 D. 385 Aperture 260 x 35</p>	<p>2040 W. 270 H. 370 D. 110 Aperture 230 x 35</p>	<p>2070 H. 330 D. 110 Aperture 325 x 35</p>
				
<p>2010-16 H. 110 D. 270 Aperture 325 x 35</p>	<p>2020-16 H. 165 D. 380 Aperture 235 x 30</p>	<p>2030-16 H. 165 D. 380 Aperture 260 x 35</p>	<p>2040 XL W. 300 H. 440 D. 150 Aperture 230 x 35</p>	<p>2072 H. 330 D. 150 Aperture 325 x 35</p>
				
<p>2010-2 H. 220 D. 270 Aperture 325 x 35</p>	<p>2020-2 H. 220 D. 385 Aperture 235 x 30</p>	<p>2030-2 H. 220 D. 385 Aperture 260 x 35</p>	<p>2040 XXL W. 375 H. 440 D. 150 Aperture 230 x 35</p>	
				
<p>2010-3 H. 330 D. 270 Aperture 325 x 35</p>	<p>2020-3 H. 330 D. 385 Aperture 235 x 30</p>	<p>2030-3 H. 330 D. 385 Aperture 260 x 35</p>		

All dimensions are in mm

FEATURES

Applications



Body

- Electro-galvanised steel
- Polyester powder coated standard RAL colour

Front

- Standard door
- Electro-galvanised steel
- Polyester powder coated standard RAL colour
- Anti-theft device
- Standard painted aluminium flap
- Clipped perspex window with name tag
- Cam lock with standard cylinder supplied with 2 keys

Standards

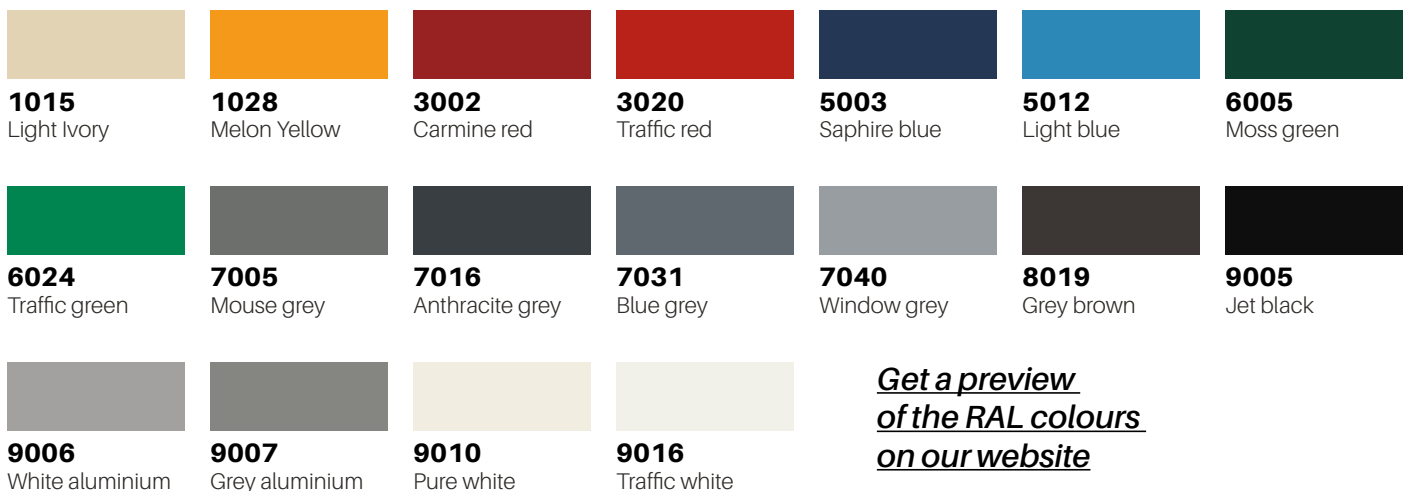
- Secured by Design Homes 2019 guide compliant
- Royal Mail compliant
- British Standard BS EN 13724 compliant

Options

- Surround
- Stands
- Soft close flap
- Master key
- Anti-arson
- Electronic lock
- High security TARA16C lock
- Access control
- Permanent engraving with ink infill
- Other finishes :
 - Non standard RAL colours
 - Satin stainless steel
 - Gold, Silver or Bronze anodized aluminium
 - Print

FINISHES*

Standard RAL colours



Optional finishes



*Please note that the finishes shown on this document can differ slightly from reality due to your display or printer.

Note : All the dimensions of this document are in mm. Please allow minor tolerance on the overall alignment of our boxes.

Discover our smart electronic solution for parcel deliveries



aspex

Aspex UK

The Whittle Estate, Cambridge Road, Whetstone, Leicestershire, LE8 6LH

Tel. : **+44 (0) 116 278 3506**
Email : **sales@aspex-uk.co.uk**
Web : **aspex-uk.co.uk**

Aspex SCOTLAND

39 Deerdykes View, Westfield, Cumbernauld, G68 9HN

Tel. : **+44 (0) 1236 720061**
Email : **scotland@aspex-uk.co.uk**

All technical data, measurements, illustrations, photos, drawings and colours of this document are non-contractual. July 2020 - Decayeux - All rights reserved.

